

Helix Curved Stair Lift

Date: _____
 Sales Representative: _____
 Dealer Name: _____
 Camera #: _____
 Reference #: _____
 Customer Name: _____
 Address: _____
 City: _____ State: _____ Zip: _____
 Phone: _____
 Email: _____

Quote Order

Account Number: _____
 Purchase Order Number: _____

SHIP TO ADDRESS

Contact: _____
 Address: _____
 City: _____ State: _____ Zip: _____
 Phone: _____
 Email: _____

SITE DETAILS

Indoor (standard)
 Outdoor

Power supply (socket) location:

Top Bottom Mid landing

Floor Construction:

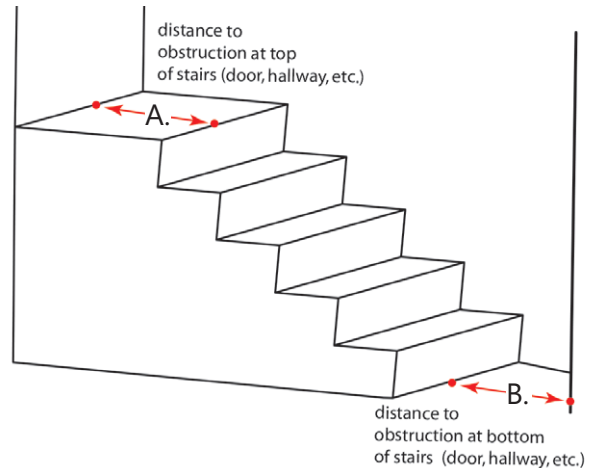
Wood Concrete Tile
 Marble Granite Steel
 Other: _____

List planned modifications to staircase area:

Remove hand rail
 Modify under floor heat system
 Move/modify door at upper landing
 Move/modify door at lower landing
 Other: _____

DISTANCE TO NEAREST OBSTRUCTION AT TOP AND BOTTOM STEP:

A. _____ inches
 B. _____ inches



Number of floors: _____
 Rail Length: _____
 Total number of risers: _____
 Stair width: _____ inches
 Rise _____ inches Run _____ inches

Helix Curved Stair Lift

OPTIONS

<input type="checkbox"/> Key switch on lift	<input type="checkbox"/> Additional call/send	<input type="checkbox"/> Additional charging station	<input type="checkbox"/> Emergency stop
---	---	--	---

<input type="checkbox"/> 90° turn	<input type="checkbox"/> Custom angle turn (0-135°)
<input type="checkbox"/> 180° turn	<input type="checkbox"/> Custom angle turn (135-180°)
<input type="checkbox"/> Double 90° turns	<input type="checkbox"/> Double custom radius and angle (0-135°)
<input type="checkbox"/> Spiral	<input type="checkbox"/> Sweep

Lift Hand: As viewed looking up

<input type="checkbox"/> Left	<input type="checkbox"/> Right
-------------------------------	--------------------------------

Lift type:

<input type="checkbox"/> External	<input type="checkbox"/> Internal	<input type="checkbox"/> Combination
-----------------------------------	-----------------------------------	--------------------------------------

CONTROL SWITCH

<input type="checkbox"/> Left hand		<input type="checkbox"/> Right hand
------------------------------------	---	-------------------------------------

COLORS

Rail Color:	<input type="checkbox"/> Beige	<input type="checkbox"/> Black
Seat Color:	<input type="checkbox"/> Beige	<input type="checkbox"/> Black
Seat Cushion Color:	<input type="checkbox"/> Beige	<input type="checkbox"/> Black

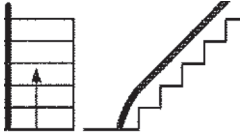
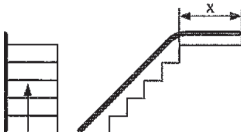
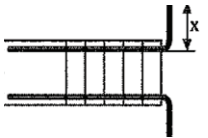
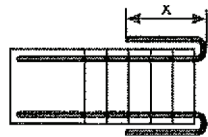
SEAT CONFIGURATION

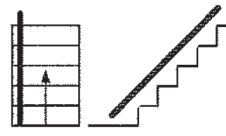
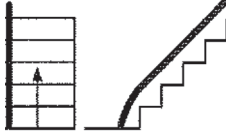
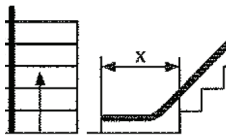
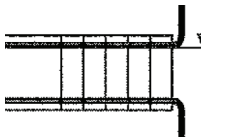
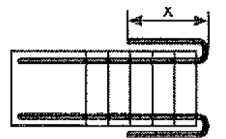
	HEIGHT	WEIGHT
<input type="checkbox"/>	< 5'	<input type="checkbox"/> 150 lb
<input type="checkbox"/>	5'1" to 5'6"	<input type="checkbox"/> 151-200 lb
<input type="checkbox"/>	5'7" to 6'	<input type="checkbox"/> 201-250 lb
<input type="checkbox"/>	> 6'1"	<input type="checkbox"/> 251-300 lb
		<input type="checkbox"/> 301-350 lb
		<input type="checkbox"/> > 350 lb

<input type="checkbox"/> A _____ inches	Standard seat height 22.25"
<input type="checkbox"/> B _____ inches	
<input type="checkbox"/> C _____ inches	

Bulkhead height from step at lowest point? _____

Helix Curved Stair Lift

TOP OF STAIRS

 Standard incline finish

 Top overrun
Specify x _____ inches

 90° top park
Specify x _____ inches

 180° top park
Specify x _____ inches

BOTTOM OF STAIRS

 Standard

 Drop nose

 Bottom overrun
Specify x _____ inches

 90° bottom park
Specify x _____ inches

 180° bottom park
Specify x _____ inches

NOTES/SKETCH

Because all of our products are custom built and painted to fit your specific needs and application, the final product is non-returnable. However, we will work with you to resolve any problems. Cancellations of orders must be done within 6 days of sign off in order to receive a full refund of the deposit and freight balances. If a cancellation is not received within 6 days then no refund on the deposit or freight balances can be given as the order will be in production.

I have read and understand the above:

Date: _____

Print Name: _____

Sign Name: _____