

Date _____

Account Number _____

Sales Representative _____

Purchase Order Number _____

Name _____

Ship To Address _____

Address _____

City _____ State _____ Zip _____

Contact _____

Phone _____

Phone _____

Fax _____

 Shipping Method: Pick-up Common Carrier

Email _____

Opportunity Reference / Project Name _____

Projected Close Date _____

 Quote Order

Car Configuration (Please Check One):


STD



STD



STD



DW005



DW090



DW090

(Requires EMI DW008)

Number of Stops:

- Standard 2 Stop
- DW020 3 Stop
- DW025 4 Stop

Capacity

- Standard 100 lbs.
- DW150 150 lbs.
- *DW200 200 lbs. - *limited to 18' of travel

Type of Interlocks:

- G.A.L. (Std)
- DW008 EMI (Req. with 90° cars)
- No Interlocks - wired for EMI
Brand _____
- DW040 Additional Landing Opening
(Includes G.A.L. Call/Send & Wiring)

Car Size:

- Standard..... 20"W x 20"D x 30"H w/ 100 lbs. capacity
- DW024 24"W x 24"D x 30"H w/ 150 lbs.capacity
- DW030 30"W x 30"D x 36"H w/ 200 lbs. capacity
- DW035 Custom Size Car

Car size determines capacity requirements

Width _____ (Min. 16" - Max. 30")

Depth _____ (Min. 16" - Max. 30")

Height _____ (30" or 36")

Stainless steel - #3 finish

- DW100-SS 20 x 20 x 30
- DW024-SS 24 x 24 x 30
- DW030-SS 30 x 30 x 36
- DW035-SS Custom Car Size

Unfinished Maple Hoistway Doors:

- DW050 Landing Door - Matches Car Opening
- DW055 Machine Access Door - 18" x 24"

Optional Equipment:

- DW010 Intermediate Car Shelf
- DW015 Keylocks on Call/Send (each)
- DW044 In Car Light
- DW045 "Car Here" Indicator _____ Qty.
- DW060 Remote Mount Controller Package
- DW065 Floor Mount Drive Unit (Includes RMC)
- DW070 Automatic Homing


Hoistway Layout - Provide architectural plans if available

Travel Measurements

- 1st Floor to 2nd Floor _____
- 2nd Floor to 3rd Floor _____
- 3rd Floor to 4th Floor _____
- Top Floor to Ceiling _____
- Travel up to 12' - 0" (No Charge)
- DW018 12' - 1" to 18' - 0"
- DW026 18' - 1" to 26' - 0"
- DW032 26' - 1" to 32' - 0"

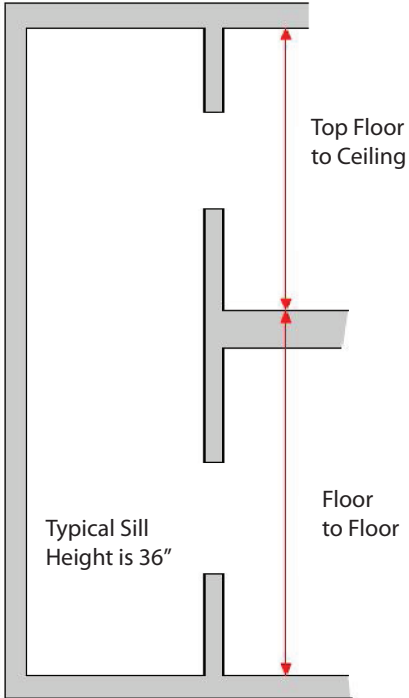
Hoistway Door Locations

Track



- 1st Floor
- 2nd Floor
- 3rd Floor
- 4th Floor

- 1st Floor
- 2nd Floor
- 3rd Floor
- 4th Floor



Hoistway Door Swings



Right Hand Swing

- 1st Floor
- 2nd Floor
- 3rd Floor
- 4th Floor

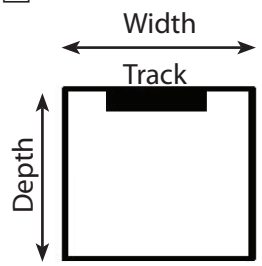
Left Hand Swing

- 1st Floor
- 2nd Floor
- 3rd Floor
- 4th Floor

Existing Hoistway

Width _____

Depth _____



An application drawing will be emailed for approval before production will begin.

ADDITIONAL INFORMATION

VISIBLE DAMAGE: You must note any visible damage on the freight bill. If product damage is obvious, we recommend a further immediate inspection to see what other damage may be concealed, and this also must be written on the freight bill.

CONCEALED DAMAGE: If no damage was immediately evident, but is found later (within 48 hours), stop what you are doing and call the freight company immediately to report concealed damage.

Pictures of the damage are great support in any freight claim and are strongly recommended. Failure to take these steps may preclude your ability to be reimbursed for any damage in transit. We have personnel available to assist with this process Monday – Friday, 7:30 am – 5:00 pm CST by calling 800-833-0478.

Thank you for your business



I have read and understand the above:

Date: _____

Print Name: _____

Sign Name: _____