

Date \_\_\_\_\_  
 Sales Representative \_\_\_\_\_  
 Dealer \_\_\_\_\_  
 Address \_\_\_\_\_  
 City \_\_\_\_\_ State/Zip \_\_\_\_\_  
 Phone \_\_\_\_\_ Fax \_\_\_\_\_  
 Email \_\_\_\_\_  
 Reference Information \_\_\_\_\_

Quote     Order  
 Account Number \_\_\_\_\_  
 Purchase Order Number \_\_\_\_\_  
 Ship To Address \_\_\_\_\_  
 \_\_\_\_\_  
 \_\_\_\_\_  
 Contact \_\_\_\_\_  
 Phone \_\_\_\_\_

**Site Details**

Select one

- Indoor (Standard)  
 Outdoor

Power Supply (Socket) Location:

- Top     Bottom     Mid Landing

Floor Construction:

- Wood     Concrete     Tile  
 Marble     Granite     Steel  
 Other: \_\_\_\_\_

Hand Rail Removed:

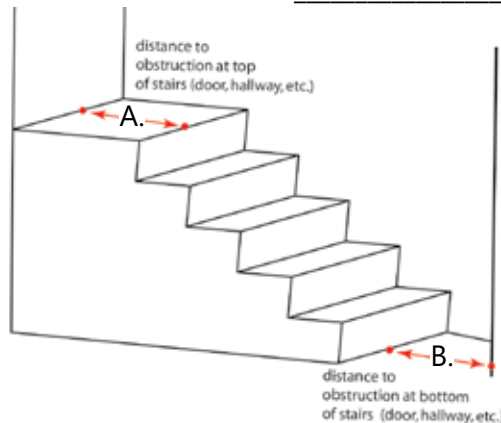
- Yes     No

Under Floor Heat System:

- Yes     No

**Distance to Nearest Obstruction at Top and Bottom Step:**

A. \_\_\_\_\_ inches  
 B. \_\_\_\_\_ inches



Number of Floors: \_\_\_\_\_

Rail Length: \_\_\_\_\_ inches

Total Number of Risers: \_\_\_\_\_

Stair Width: \_\_\_\_\_ inches

Rise \_\_\_\_\_ inches    Tread \_\_\_\_\_ inches

Are Modifications planned in staircase area (door, handrail, etc)? \_\_\_\_\_  
 \_\_\_\_\_  
 \_\_\_\_\_  
 \_\_\_\_\_

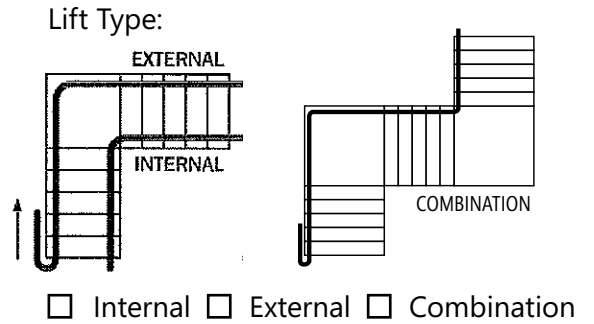
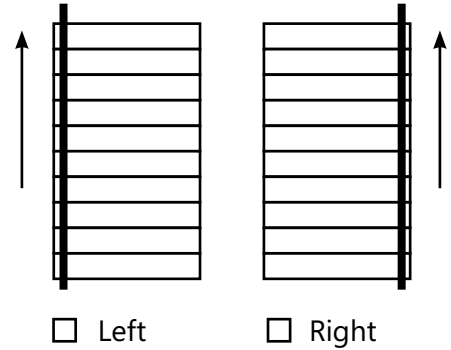
**Options**

- Key Switch on Lift
- Wide Seat
- Additional Call/Send
- Additional Charging Station

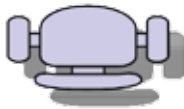
**Track Movement Options / Configuration**

- 90° Turn
- Custom Angle Turn (0-135°)
- 180° Turn
- Custom Angle Turn (135-180°)
- Double 90° Turns
- Double Custom Radius and Angle (0-135°)
- Spiral

Left Hand: A viewed looking



**Joystick**



- Left hand
- Right hand

**Colors**

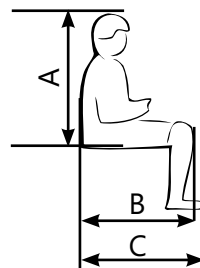
Rail Color (Std. Color Ral 1013-Beige or black):

- RAL: \_\_\_\_\_

Seat Color (Std/ Color RAL 1013-Beige or black):

- RAL: \_\_\_\_\_

**Seat Configuration**



- A \_\_\_\_\_ inches
- B \_\_\_\_\_ inches
- C \_\_\_\_\_ inches

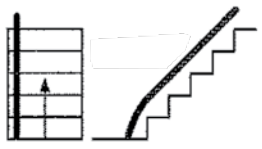
**Height**

- < 5'
- 5'1 to 5'6
- 5'7 to 6'
- > 6'1

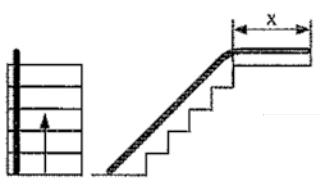
**Weight**

- 150 lbs.
- 151 - 200 lbs.
- 201 - 250 lbs.
- 250 - 300 lbs.
- 300 - 350 lbs.

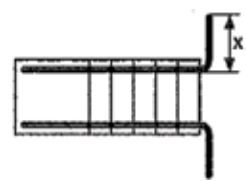
**Top of Stairs**



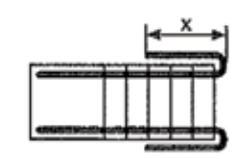
1.  Standard Incline Finish



2.  Top Overrun  
Specify x \_\_\_\_ inches

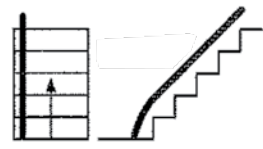


3.  90° Top Park  
Specify x \_\_\_\_ inches

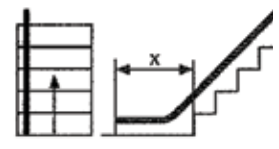


4.  180° Top Park  
Specify x \_\_\_\_ inches

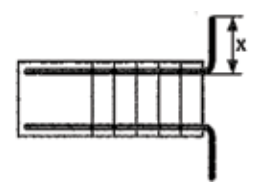
**Bottom of Stairs**



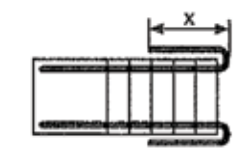
1.  Drop Nose



2.  Bottom Overrun  
Specify x \_\_\_\_ inches



3.  90° Bottom Park  
Specify x \_\_\_\_ inches



4.  180° Bottom Park  
Specify x \_\_\_\_ inches

**Notes/Sketch**

Blank area for notes or sketches.

Because all of our products are custom built and painted to fit your specific needs and application, the final product is non-returnable. However, we will work with you to resolve any problems. Cancellations of orders must be done within 6 days of sign off in order to receive a full refund of the deposit and freight balances. If a cancellation is not received within 6 days then no refund on the deposit or freight balances can be given as the order will be in production.

I have read and understand the above:  
 Date: \_\_\_\_\_  
 Print Name: \_\_\_\_\_  
 Sign Name: \_\_\_\_\_